



SIM PLANS

This product is supplied with a Ness Telstra SIM.

- Easy online activation & simple billing
- Competitive Retail & Trade SIM plans
- No lock-in contracts¹



Activate the SIM on a competitive
NESS SIM PLAN

Scan the QR code or go to:

activate.ness.com.au

Only

\$6.49
/mth

Retail SIM Plan \$6.49 inc GST
per month with easy monthly
billing via PayPal, Credit Card
or Direct Debit.

Trade users Login to your Ness web account for pricing and activation. Get seamless billing on your Ness Trade Account.

- For customers requiring compatibility with other SIM providers, the Ness 106-490NS 4G Dialler is recommended.
- Monthly network access fees apply from the time of activation. These fees do not include central station monitoring, which is a separate service.
- The SIM card is locked to this device and will automatically deactivate if inserted into any other device.

¹ Ness SIM Plans are flexible, with no lock-in contracts and can be cancelled at any time. However, please note that the **Ness 106-495E 4G Dialler is locked to the supplied SIM card and will not operate with any other SIM.**

NESS
CORPORATION

Innovative Electronic Solutions

www.ness.com.au

SIM enquiries: simactivation@ness.com.au



CORPORATION

www.ness.com.au

National Customer Service Centre

Ph: 1300 551 991

techsupport@ness.com.au

Document Part No: 890-530

Rev1.1 June 2025

Applies to 106-495E Ness 4G Dialler with embedded SIM

Ness 4G Dialler v4

Cellular landline replacement



Provides a full time 4G pathway for alarm diallers and other devices to communicate in the absence of a land line and is the ideal add-on for existing dial-up systems.

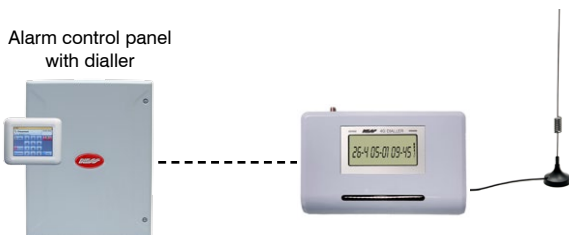
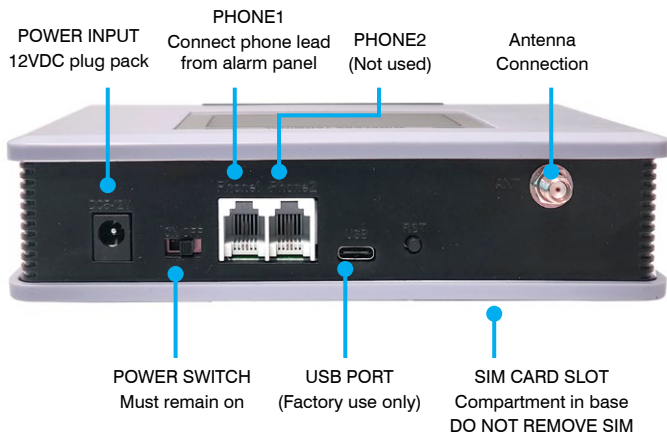


Telstra SIM pre-fitted*

DO NOT REMOVE SIM

- Plug-and-go operation - no programming required
- Antenna with magnetic base supplied - long cable allows the unit to be installed in a secure housing
- Compatible with all Ness landline control panels and most third party panels
- Provides line voltage to support DTMF handsets
- 12V Plug Pack and backup battery (included)
- Ness Telstra SIM fitted
- Take advantage of competitive Ness Trade and Retail SIM plans and easy activation

CONNECTIONS



ANTENNA

Install the antenna in a location providing the best signal strength as indicated by the keypad signal strength display.

- The antenna should not be installed inside the control panel housing.
- Do not install the antenna within 50cm of the dialler.
- Avoid close proximity to TVs, monitors, computers and other electronic equipment.

EMBEDDED SIM CARD

The NESS TELSTRA SIM card is pre-fitted.

- The SIM card will only work with this Ness device. Do not remove the SIM card.
- This device is locked to the supplied SIM card and will not operate with any other SIM.

OPERATION WITH ALARM DIALLERS

This device is compatible with most PSTN landline alarm diallers. Simply connect the alarm dialler to the PHONE1 RJ11 jack.

The Ness 4G Dialler provides a dial tone and 4G pathway for the alarm to communicate.

EMERGENCY LIFT PHONE OPERATION

The Ness 4G Dialler can provide a 4G pathway for emergency intercoms in lifts.

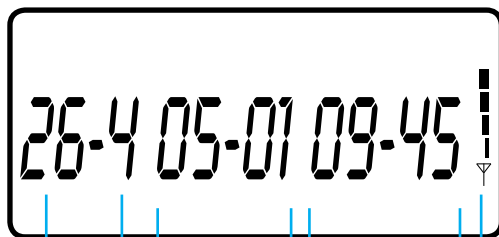
Connect the intercom/handset equipment to the PHONE1 RJ11 jack.

Please note: The operation of third-party emergency intercoms may vary depending on the manufacturer, and as such, we are unable to provide guidance on compatibility or functionality with specific products.

The Ness 4G Dialler is intended to provide a 4G communication path for occasional emergency use only. It is not designed or supported for general-purpose telephone calls.

The Ness 4G dialler and third party intercom/handset equipment must be tested regularly to verify cellular reception and correct operation. See Important Notes.

DISPLAY - STANDBY MODE



DATE

Month-Day

NETWORK TIME

Hour-Min

NETWORK

0 = No network

4 = 4G network

SIGNAL STRENGTH
NUMERIC DISPLAY

0-29(low to high)

SIGNAL STRENGTH
GRAPHICAL

0-4 Bars

DISPLAY - DIALLING



0418123456

The phone number being called
is displayed while dialling

DISPLAY - DURING A CALL



00-00-45

Call duration
HH-MM-SS



4

4=4G
Connection

SETTINGS

While the device requires no programming, the following settings are available.

Connect a telephone handset to input these settings.

To Restore factory Default Settings.

Pick up the handset and dial *00#000#

Time and Date Setting

The device normally acquires time and date from the 4G network, however the parameters can also be manually set.

Pick up the handset and dial *00#036#YYMMDDHHMMSS#

IMPORTANT NOTES

- This product is designed to provide a cellular pathway for alarm control panels with landline diallers in the absence of landlines.
- Not for use in non-stationary applications.
- Not for use in hospitals or in close proximity to medical devices to avoid interference with 4G signals.
- This terminal should not be used at a garage, oil storage, and chemical plant or near inflammable or explosive substances.
- Ensure that the location has adequate cellular signal and test operation after installation.
- Install the device in a location with adequate ventilation to prevent overheating.
- The unit must be tested weekly to verify cellular reception and correct operation.
- The 12V plug pack supplied must be used. Do not connect to an unregulated or 'noisy' power supply.
- If you are upgrading from a 3G model, please replace the old antenna with the 4G antenna supplied.
- The antenna should not be installed inside the control panel housing.
- Do not install the antenna within 50cm of the dialler.
- Avoid close proximity to TVs, monitors, computers and other electronic equipment.
- This device has no user-serviceable parts. Disassembling the device will void the warranty

SPECIFICATIONS

CELLULAR COMPATIBILITY	LTE FDD: B1/B2/B3/B4/B5/B7/B8/B28/B66 LTE TDD: B40 WCDMA: B1/B2/B4/B5/B8
LTE CATEGORY	LTE module optimised for M2M and IoT applications
AUDIO VIA 4G SUPPORT	Digital Audio and VoLTE
SIM CARD SUPPLIED	Standard size SIM, Ness TELSTRA SIM locked
DEVICE COMPATIBILITY	Compatible with PSTN alarm diallers reporting in Armor-IP & CSV formats.* Compatible with telephone handsets for voice calls.
OPERATING VOLTAGE	12VDC plug pack supplied
BATTERY BACKUP	Internal rechargeable battery
BATTERY BACKUP TIME	2~3 hrs max.
POWER CONSUMPTION	25mA (standby), 300mA (communicating)
ANTENNA	3dB whip with magnetic base, 2.9m cable length
DIMENSIONS	160 x 100 x 40mm
WEIGHT	370g
OPERATING TEMPERATURE	0°C to +50°C
INCLUSIONS	4G Dialler, 12V Power Supply, Phone patch lead, Internal Backup Battery, External Antenna, Ness SIM

* CONTACT ID ADVISORY

Due to signal distortion and timing inconsistencies caused by analog-to-digital conversion over VoLTE, the reliable transmission of CONTACT ID reporting format over 4G networks cannot be guaranteed and is therefore not recommended.

